

Year 1 Phonics Screening




Monday 23rd March 2020















































The family of St Agnes loves, learns and grows
together as followers of Jesus.



What is Phonics?

- ❑ Children have 20mins daily discrete phonics lessons;
- ❑ Children are taught to read by breaking down words into separate **sounds** or 'phonemes'. They are then taught how to **blend** these sounds together to read the whole word;
- ❑ There are around 44 different sounds.



a 	o 	x 	t 	e 	p 	r 	i 	n 	m 	h 	b 	d 	g 
s ss 	c k ck 	q qu 	u oo 	j 	y 	ch 	sh 	th 	w wh 				
v 	f ff ph 	ow ou 	l ll 	oa ow oe o_e 	oo ue ew u_e 	ar 							
ng 	z zz 	ai ay a_e 	ear 	igh 	ie 	i_e 	ee 	e_e 	ea 	air 			
ure 	oi oy 	or aw au 	er ur ir 	I no go the to into he she we me be was									
you	they	all	are	my	her	said	have	like	so	do	come	some	
			were	there	little	one	when	out	what				

Phonics language

- **Phoneme**
- **Grapheme**
- **GPC**
- **Digraph**
- **Trigraph**
- **Oral Blending**
- **Blending**
- **Oral Segmenting**
- **Segmenting**

Glossary of terms

- **Phoneme** - The smallest unit of sound. There are approximately 44 phonemes in English (it depends on different accents). Phonemes can be put together to make words.
- **Grapheme** - A way of writing down a phoneme. Graphemes can be made up from 1 letter e.g. p, 2 letters e.g. sh, 3 letters e.g. tch or 4 letters e.g. ough.
- **GPC** - This is short for Grapheme Phoneme Correspondence. Knowing a GPC means being able to match a phoneme to a grapheme and vice versa.
- **Digraph** - A grapheme containing two letters that makes just one sound (phoneme).
- **Trigraph** - A grapheme containing three letters that makes just one sound (phoneme).
- **Oral Blending** - This involves hearing phonemes and being able to merge them together to make a word. Children need to develop this skill before they will be able to blend written words.
- **Blending** - This involves looking at a written word, looking at each grapheme and using knowledge of GPCs to work out which phoneme each grapheme represents and then merging these phonemes together to make a word. This is the basis of reading.
- **Oral Segmenting** - This is the act hearing a whole word and then splitting it up into the phonemes that make it. Children need to develop this skill before they will be able to segment words to spell them.
- **Segmenting** - This involves hearing a word, splitting it up into the phonemes that make it, using knowledge of GPCs to work out which graphemes represent those phonemes and then writing those graphemes down in the right order. This is the basis of spelling.

Curriculum Focus

- Focus on children reading widely, for pleasure and meaning.
- Emphasis on accurate spelling, grammar and punctuation.
- Presence of phonics as a route to reading.

Two Important Skills

- **Blending** - This involves looking at a written word, looking at each grapheme and using knowledge of GPCs to work out which phoneme each grapheme represents and then merging these phonemes together to make a word. This is the basis of reading.

c – a – t cat

- **Segmenting** - This involves hearing a word, splitting it up into the phonemes that make it, using knowledge of GPCs to work out which graphemes represent those phonemes and then writing those graphemes down in the right order. This is the basis of spelling.

dog d – o - g

•Encourage your child to 'sound out' when reading or writing. Focusing particularly on spotting more unusual sound patterns.

Eg

Digraph- 2 letters making one sound

cow

Trigraphs- 3 letters making one sound

night

Split digraphs- 2 vowels with a consonant inbetween. Use to be known as the magic e!

spi_e

Being a successful reader

Two main skills

Phonics – decoding by blending the sounds in words to read them

Language comprehension- understand what the word means within the context it appears

Language development and phonics working together supports reading development.

Why are the children being screened?

- Every Year 1 child in the country will be taking the phonics screening check in the same week beginning 10th June 2019.
- The aim of the check is to ensure that all children are able to read, are well on their way to being fluent and have grasped the basics of decoding.

This 'midpoint check' will ensure that we have a clear understanding of what the children need to learn in year 2.



When will the screening take place?

- The screening is a short statutory assessment which will take place throughout the week beginning **Monday 10th June 2019**. The children cannot retake the test at any other time so it is very important your child is in school during this week.
- The check has been designed so that children of all abilities will be able to take part.



Examples of words

in

at

beg

sum


ot



vap



osk



ect



What will the children do?

- ☐ It will take 4 to 9 minutes to complete; although all children are different and they will complete at their own pace.
- ☐ They will be asked to 'sound out' a word and blend the sounds together. e.g. d-o-g - dog
- ☐ The check will consist of 40 words and non-words;
- ☐ There are 2 sections with progression from easier words from phases 2-4 to the expected level phase 5;
- ☐ Non words will not be homophones for real words, e.g 'beek' would not be used.
- ☐ Children will be told if the word is a real or 'alien' word, with a corresponding alien image.



High expectations

- High standard threshold of 32 out of 40.
- Doesn't take into account children's preferred reading styles and children develop at different stages.
- Fluent readers alter the phonemes to create 'real' words.
Eg. strom was being read as storm.

How will it be administered?

- ☐ Your child's class teacher will conduct the screening check with child;
- ☐ The children will complete the check one to one in a quiet area of the school;
- ☐ The children are used to this and have been practising on a daily basis through phonic lessons, but also half termly since September the children have practised past papers.
- ☐ We are not permitted to indicate to the children at the time whether they have correctly sounded out and / or blended the word
- ☐ We have to accept their last response



And the results...?

- ❑ St Agnes' will be scored against a national standard (*threshold yet to be determined by DfE*)
- ❑ We will inform you of whether they fall below or within this standard, and all children will receive a certificate for taking part.
- ❑ If your child's score falls below the national standard they can re-take the Phonics Screening Check in year 2.



Let's have a go ...

How would you say?

ot

vap

osk

ect

gork

poax

fredge

brosh

droom

crebe

The word 'Phonics' is written in a colorful, bubbly, cartoonish font. Each letter is a different color: 'P' is blue, 'h' is pink, 'o' is green, 'n' is purple, 'i' is yellow with a star on top, 'c' is red, and 's' is light blue. The letters have a slight 3D effect with shadows.

Real Words

- waiting
- brighter
- wishing
- reaching
- midnight
- beehive

Screening check responses: Please tick the appropriate box for each word. The use of the comment box is optional.

Section 1			
Word	Correct	Incorrect	Comment
vol			
teg			
jat			
ind			
tull			
shog			
foid			
thard			
frem			
cloin			
bulm			
harnd			
quiz			
back			
doom			
short			
freed			
dress			
fund			
think			

Section 2			
Word	Correct	Incorrect	Comment
jair			
clain			
yewn			
tabe			
clisk			
thrand			
strad			
scroy			
nigh			
brown			
main			
rude			
drink			
crowds			
splat			
stripe			
comic			
giving			
pumpkin			
fighters			

Total correct

How can you help?

- Encourage them to use their sounds and actions to find the sound they need.
- Revise the Phase 2, 3 & 5 graphemes at home with your child.
- Practice reading the sample real and pseudo words with your child, encouraging them to 'sound out' the word and blend it together.
- Help your child to use their phonic knowledge to 'make up' pseudo words using single letters, digraphs and trigraphs.
- Use online games on www.phonicsplay.co.uk to read real and pseudo words.




The synthesis of sounds



www.mrthornedoesphonics

BURIED TREASURE



Next

- <http://www.phonicsplay.co.uk/BuriedTreasure2.html>

How can you help?

- REMEMBER: Phonics is not the only skill needed to become a fluent reader.

- Please continue to immerse your child in a love of reading. Ensure you read with your child each night and encourage them to:

- Sound out
- Re-read to check it makes sense.
- Use pictures for clues.
- Ask questions about the book.
- And most importantly ENJOY READING!

Questions?

